

**CAUTION: TRACINGS ARE NOT TO SCALE,**  
**FOR VISUAL APPRECIATION ONLY.**

Folio

NM 099/24



NC / NE

Chart No.

04

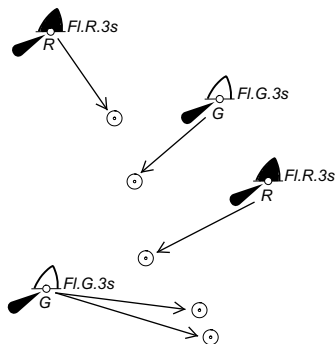
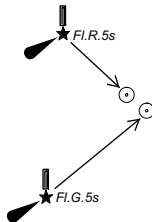
PREVIOUS UPDATE

173/23

30 JUN 2016

2029 (INT 7358)

10°10'



076° 10'

Folio

NM 100/24



NC / NE

Chart No.

05

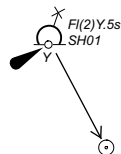
PREVIOUS UPDATE

097/24

31 OCT 2012

391

18°00'



084° 00'

Folio  
05

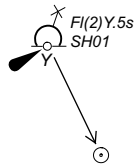
NM 100/24

PREVIOUS UPDATE  
101/23



NE / NE  
15 DEC 2021

Chart No.  
354  
(INT 7408)



17°30'

084° 00'

Folio

NM 100/24



NC / NE

Chart No.

05

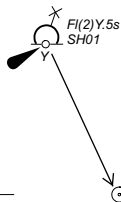
PREVIOUS UPDATE

101/23

31 OCT 2018

308 (INT 7409)

17°45'



083° 45'

Folio

NM 101/24



NC / NE

Chart No.

04

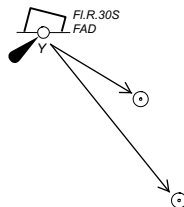
PREVIOUS UPDATE

097/24

31 DEC 2021

273

11°00'



074° 00'

Folio

NM 101/24



NE / NE

Chart No.

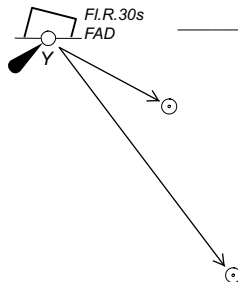
04

PREVIOUS UPDATE  
NE 30 NOV 2021

30 NOV 2021

268 (INT 7353)

11°00′



073° 30′

Caution: Some computer printers might distort the tracings. Users are advised to check and if necessary, adjust settings on their printers.

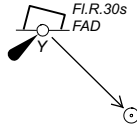
Folio  
04

**NM 101/24**  
PREVIOUS UPDATE  
**NE 15 MAR 20**



~~NE~~ / NE  
15 MAR 2020

Chart No.  
2007





**10°54′**

**073° 40′**

Caution: Some computer printers might distort the tracings. Users are advised to check and if necessary, adjust settings on their printers.




Folio 01	NM 102/24		NE / NE	Chart No.
	PREVIOUS UPDATE 080/24		15 AUG 2021	2527 (INT 77397)




OFF

20°30'

057° 45'

Folio  01	NM 102/24		NE / NE	Chart No. 2530 (INT 7602)
	PREVIOUS UPDATE NC 15 AUG 23		15 AUG 2023	
20°24'		= OFF		
057° 42'				
Caution: Some computer printers might distort the tracings. Users are advised to check and if necessary, adjust settings on their printers.				

Folio  01	NM 102/24		NE / NE	Chart No. 2507 (INT 77395)
	PREVIOUS UPDATE NE 31 DEC 21		31 DEC 2021	
20°23'				
		<div style="text-align: right;"> <small>OFF</small> 057° 44' </div>		
<p>Caution: Some computer printers might distort the tracings. Users are advised to check and if necessary, adjust settings on their printers.</p>				